

It's from Blue Ox.[®] So you know it's built tough.

Just like all Blue Ox towing products, our carriers are built to last. So when you purchase any Blue Ox Carrier you can be confident that you'll have superior performance and safety for years to come. And for added comfort and security, Blue Ox stands behind all carriers with a one-year warranty on parts and labor.

Don't trust your equipment to just any carrier. Instead, rely on strong, durable carriers from the company synonymous with safe, reliable RVing. Blue Ox.

To find the Blue Ox dealer nearest you, visit www.blueox.us or call 888-425-5382.



Go RVing



Strong As An Ox[™]

BLUE OX[®]



Sport Carriers

Take it with you.



Strong As An Ox[™]

Durability, convenience, affordability and performance. No longer do you have to choose just one.

Blue Ox Carriers are built to help you take life on the road. That means they're strong enough to handle the toughest conditions you'll face, coast-to-coast and season-to-season. Best of all, Blue Ox Carriers are designed to be intuitive and user friendly. So when you need industry-leading performance day-after-day and year-after-year, turn to the team that gives you more of what you need in a carrier. Turn to Blue Ox.

SportLifts

Motorhome Applications

SportCarriers

Motorhome, Fifth Wheel Applications

Motorcycle Carriers

Motorhome, SUV/Pickup Applications

SportLoaders

Pickup Applications

Mobility Carriers

Receiver Mount

Accessories

SportLifts, SportCarriers, SportLoaders

Bike Carriers

Motorhome, SUV, Car, Travel Trailer, Fifth Wheel Applications

Bike Racks

Engineered for strength and durability, these bike racks minimize sway during transport. Fits your motorhome mounted tow bars. Folds down for easy rear access. *To mount, you will need a Bike Rack and Bike Rack Foot or Bike Rack and Bike Receiver Mount, each sold separately.* Extended models are 18" taller than the standard to allow for tow bars to be folded underneath.

- Choice of 4 Models
 - 3 Bike Carrier (BXJR101), 4 Bike Carrier (BXJR105)
- Extended models
 - 3 Bike (BXJR117) (shown), 4 Bike (BXJR118)
 - Folds down for easy access to the rear of your motorhome or SUV
 - Engineered for strength and durability
 - Prevents sway during transport
 - Fits motorhome mounted tow bars
 - Requires bike rack foot or receiver mount, sold separately

Customize your Blue Ox Bike Carrier System

- 2" Foot for Tow Bar and Std. Ball Mount (shown) (BXJR106)
- 2-1/2" Foot for Receiver Extender (BXJR104)
- Bike Receiver Mount (2", BXJR107; 1 1/4", BXJR108)
- Trailer Mount (BXJR116) Requires 2" bike rack foot (BXJR107)
- Ladies Adapter (BXJR102)
- Lock Knob (BXJR103)
- Hitch Immobilizer (BX88171)
- Receiver Extension (BX88160)

Trailer Mount



Bike Receiver Mount



Motorhome Mount, 3 Bike Rack, extended model



2" foot



SUV Mount, 3 Bike Rack



NOTE: Please verify motorhome chassis capacity rating before purchase, as some coaches do not support all carriers or SportLifts. SportLifts are for Diesel Pushers only. Some welding is necessary for installation of SportLifts, SportCarriers, and Motorcycle Carrier I. Follow proper welding guidelines.



Durability, convenience, affordability and performance. No longer do you have to choose just one.

Carrier Accessories



SportRamps™

Ramp allows motorcycle to be ridden up or down while seated. Ramp folds in half for storage. Heavy duty load capacity of 2100 lbs. All aluminum construction. 34" X 90". (SC1000)

Ride your golf cart up or down these extra wide ramps for easy loading and unloading. Ramps fold in half for storage. All aluminum construction. Load capacity of 1500 lbs. 12" x 89" (SC9023)



Ramp Bracket Kit

Bracket kit allows SportRamps (SC9023) to be stored on SportCarrier I and II. Includes bumper pads (SC9009) Bumper Pads Kit (SC9006)




3 Receiver Hitches

Provides a strong base and simplifies the addition of a SportCarrier or SportLift. As hitch kits become available, Blue Ox will be adding them to our application guide. To learn about our custom fit program, please contact us at (402) 385-3051 for details. (SC9000)



Tire Supports

For use with SportLift I, II, III and SportCarrier I and II. Available in 3 1/2" (SC9003), 5 1/2" (SC9001), and 6 1/2" (SC9004) widths. A bicycle holder (SC9008) and a rear tire support (SC9007) are also available.



Wiring Cable

- 6 Wire, 12' Coiled Electrical Cable (SC9002)



Light Kit

Light kits simplify the addition of taillights to the SportLift I, SportCarrier I and SportCarrier II. (SC9005)



Cargo Buckle

Purchase additional Cargo Buckles to simplify tie down (1 buckle/package) (SC9011)



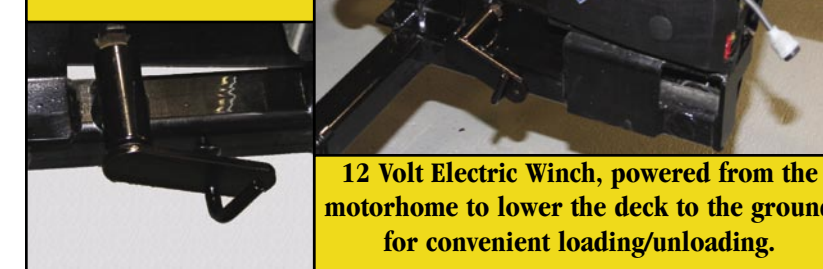
SportLift™ I

Let the SportLift I handle the heavy lifting for you. This handy carrier uses an electric winch to lower all the way to the ground, then lift your cargo safely and securely into place. And positive dead bolt stops ensure your load stays in the raised position. The 24" by 90" steel deck tray allows plenty of room for a bike, or any other kind of cargo you require. You can even load from either side, flat tow up to 5000 lbs. (no trailers), and tie down your load with built-in tie down locations. The whole unit is powder coated black. Best of all, after the initial installation, loading is a simple one-person operation. The SportLift I. It's ready to handle your heavy lifting.

SC4000, SportLift I

- 24" x 90" deck
- 320 lb. ship weight
- Tow from coach with a receiver extension (included)
- Built in tie downs
- 12 volt electric winch
- Adjustable tire stop

Slide Support supports the weight of the deck and cargo during towing. Shown in the storage position



Shown with a tow vehicle patent# 6,884,018

Loading position.

Tie down link

Receiver for towing a vehicle (up to 5,000 lbs., no trailers)

Grease Zerk for convenient lubrication

Adjustable Tire Stop allows you to position the motorcycle for your preferred application.

NOTE: Please verify motorhome chassis capacity rating before purchase, as some coaches do not support all carriers or SportLifts. SportLifts are for Diesel Pushers only. Some welding is necessary for installation of SportLifts, SportCarriers, and Motorcycle Carrier I. Follow proper welding guidelines.



Durability, convenience, affordability and performance. No longer do you have to choose just one.

SportLift™ II

Shown with a tow vehicle



Loading position




This self-lowering carrier is perfect for motorcycles, but it can be used for a variety of uses such as scooters, power wheelchairs and wheeled cargo boxes. One person can load and unload with ease, even in tight situations. No ramps required. When the carrier is lowered, it moves to the side of the coach approximately one foot—it does not move away from the rear. The lightweight safety plate decking can hold up to 1,000 pounds and is maintenance free. SportLift II allows a vehicle to be flat towed up to 5,000 lbs. (no trailers).

SC4100, SportLift II

- 30" x 87-1/2" deck
- 820 lb. ship weight
- Tow from deck
- Black powder coat steel for durable finish
- 12 volt electric winch
- No ramps required, load/unload from either side
- Safety plate decking
- Multiple uses
- Requires 3-receiver hitch for mounting (such as SC900)

patent #6,884,018

Connect utilizing a 3 receiver hitch



Receiver is built in allowing to tow from the deck and electrical connection



Taillight/Tie Downs



Bolt on stinger adjusts to enable the deck to be leveled.



Mobility Carrier

Since some family members may need some help along the way, we have designed a mobility carrier with the same quality and excellence that you have come to expect from Blue Ox. With built in ramp extensions, the pull of a pin allows the ramp to tilt down and meet the ground, simply walk the cart up or down for easy loading and unloading. With convenience in mind, the cart folds up for storage. Three models are available to meet a range of needs.

- (SC5000) 26" x 59", 350 lbs. capacity, 160 lbs.
- (SC5001) 32" x 59", 500 lbs. capacity, 185 lbs.
- (SC5002) 26" x 66", 350 lbs. capacity, 230 lbs.

- One person loading
- Walk cart up or down for easy loading/unloading
- Folds up for storage
- Built in extension ramp
- Black powder coat steel for durable finish



Pin holds the back tie down bracket in place when the carrier is in



Pull this pin for easy loading/unloading



Deck in down position

Pin is replaced after putting the carrier in the folded position

NOTE: Please verify motorhome chassis capacity rating before purchase, as some coaches do not support all carriers or SportLifts. SportLifts are for Diesel Pushers only. Some welding is necessary for installation of SportLifts, SportCarriers, and Motorcycle Carrier I. Follow proper welding guidelines.



Durability, convenience, affordability and performance. No longer do you have to choose just one.


OverBilt® SportLoader™

The OverBilt SportLoader provides a simple and effective method of loading and hauling a motorcycle or golf cart while also providing the ability to tow a trailer, camper, or travel trailer. The motorcycle will ride approximately one inch off of the bed of the pick up while the golf cart and ATV are loaded and tied down to a low profile ramp assembly providing a stable base for transportation.

To load, attach the ramp extensions to the rear of the main ramps securing the pins. Run the cradle to the base of the SportLoader and roll the front tire of the motorcycle into the cradle, tighten the bracket against the tire and strap the motorcycle to the cradle for further stability while loading. The rear tire of the motorcycle will track in the channel as the motorcycle is pulled into the bed of the pickup.

As the motorcycle is pulled up the channel, the unit pivots on a tube attached between the tailgate mounting posts, lowering the motorcycle to the bed of the pickup. When the vehicle's tire reaches the front of the pickup box, it is fully loaded and ready to be strapped in for travel. The ramp extensions are secured in the bed of the pickup when not in use. Requires a 12v lawn and garden battery (not included). **Pivot Tube must be purchased separately** (not included). See Blue Ox Application Chart for model, or call (402) 385-3051 for assistance.

- One person loading and unloading
- No modifications to the pickup box or wiring required
- Stable base (approximately 1" off the bed)
- Removable ramp extensions store in pickup bed
- Extension available for over-height pickups (SC9010)
- Optional stand for working on your motorcycle or golf cart (SC9012)
- Mid-ramp 18" extension for longer bikes (SC9026)
 - Originally designed for use with choppers
- Golf Cart attachment SC9028 (Use with SC3000/3001) and will need a bolt on wheel kit. SC9029, 43" tire width; SC9030, 49" tire width



Extensions pin together for simple installation



12 Volt Motor Cargo Buckle



Ramps are pinned and stored in the pickup bed when not in use.

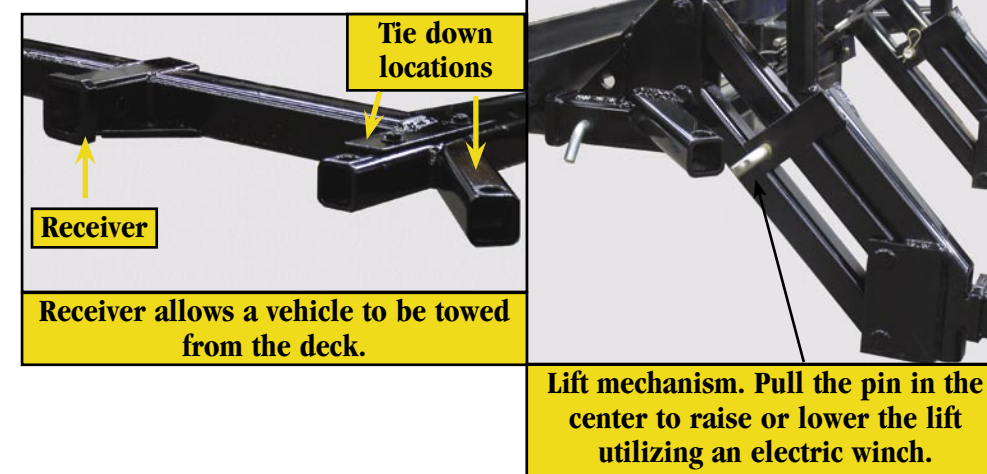


OverBilt® SportLift™ III

The OverBilt SportLift III is the original motorcycle lift! Allowing one person to load or unload at ground level, the SportLift III is the ultimate in convenience. Simply lower the lift to the ground, load the motorcycle, tie it down utilizing built in tie down locations, and use the winch to move the carrier and cycle into position. The SportLift III allows a vehicle to be flat towed up to 5,000 lbs. (no trailers).

SC4200, SportLift III

SC9024, 3 receiver hitch for SportLift III

- Original lift by OverBilt
- 220 lb. ship weight
- Tow from deck
- 1,000 lb. load capacity
- Electric winch
- Lowers to the ground for one-person loading/unloading
- Requires 3-receiver hitch for mounting (such as SC9000)




NOTE: Please verify motorhome chassis capacity rating before purchase, as some coaches do not support all carriers or SportLifts. SportLifts are for Diesel Pushers only. Some welding is necessary for installation of SportLifts, SportCarriers, and Motorcycle Carrier I. Follow proper welding guidelines.



Durability, convenience, affordability and performance. No longer do you have to choose just one.

SportCarrier™



SportCarrier I



SportCarrier II



Tire stop



Receiver hitch for towing



Built in tie down



Pin removes to allow the deck to fold up for storage.

The 48" X 84" steel deck plate carries two motorcycles, ATV, golf cart or whatever else your trip calls for. It features a removable tire stop, and allows you to tow up to 5,000 lbs. Loads from street or curb side. Ramps fold and store under the carrier. To allow for tight parking situations the deck flips up for storage. Add in tie down locations built into the deck and a black powder coat finish, and you'll find that Blue Ox SportCarrier's are one of the most useful, convenient and durable carriers on the market. SportCarrier II is for use with fifth wheels and incorporates a wheel dolly.

SC2100, SportCarrier I

SC2101, SportCarrier II

- 48" x 84" deck
- Black powder coat steel for durable finish
- Removable tire stop
- Loads from street or curb side
- Will hold (2) dirt bikes, (1) golf cart, (1) motorcycle (need wheel chock)
- Multiple uses
- Built in tie downs
- Flat tow up to 5,000 lbs. (no trailers)
- 1,000 lb. capacity
- Ramps not included
- Requires a 3 receiver hitch for mounting (such as the SC9000)

Motorcycle Carrier I

Easy to assemble and remove. Motorcycles are simple to load and unload. An adjustable width tire stop makes it easy to change configurations for different sized motorcycles. The black powder coated steel carrier does not interfere with vehicle towing. Tie down brackets and loading ramp included.

SC2000, Motorcycle Carrier

- Motorhome and bus mount
- Easy to install and remove
- Loading ramp stores on unit
- Adjustable tire stop
- Black powder coat steel finish
- 1,000 lb. capacity
- Requires 3 attachment points (Utilizes existing receiver, the 2 receivers to be welded on are included)



Ramp Storage

Motorcycle Carrier II

Mounts in receiver of pickup or SUV and is designed to eliminate unwanted rocking. Loading ramp (included) attaches to carrier when not in use. Loads from left or right side. Easy assembly, easy storage. Black powder coat finish. 600 lb. limit. (The capacity of the carrier is limited to the tongue capacity of the receiver hitch.)

SC2001, Motorcycle Carrier II

- Mounts in receiver of pickup or SUV
- Uses existing receiver
- Easy assembly/storage
- Loading ramp stores on unit



NOTE: Please verify motorhome chassis capacity rating before purchase, as some coaches do not support all carriers or SportLifts. SportLifts are for Diesel Pushers only. Some welding is necessary for installation of SportLifts, SportCarriers, and Motorcycle Carrier I. Follow proper welding guidelines.

